



TEINTES BOIS



**Blanc pastel
BP**




**Hêtre naturel
NA**



**Teck rosé
TK**



**Gris
GR**




**Noir ébène
NE**



**Wengé
WG**



**Cappuccino
CP**



**Rose pétale
RP**




**Carambole
CA**



**Jaune canari
JR**



**Orange
ON**



**Rouge chinois
RC**



**Bleu lagon
BG**



**Bleu pacifique
PA**

TEINTES EPOXY




Blanc coton*
BG



Muscade*
MU



Marron brun givré*
MG



Piment*
PI




Gris argile*
GA



Gris argent
GT



Anthracite janvier*
AJ



Gris martelé
GM



Verveine*
VV



Miel*
MI



Orange ral 2004*
OR



Cactus*
CT



Bleu acapulco*
BO



Violet purple
VP




Carbone*
CA




Noir ral 9005*
NR


TEINTES EPOXY




Vert ral 6029*
VE




Bleu turquoise ral 5018
VU




Bleu ciel ral 5015
BI



Rouge ral 3000
RG



Rouge ral 3020
RE



Jaune ral 1023
JA

*Qualité polyester Architecture, ALESTA AP
Grâce à leurs excellentes performances
mécaniques ces peintures peuvent être utilisées
sur supports métalliques pour architecture
intérieure ou extérieure