


TEINTES STRATIFIES & MELAMINES



**Chêne Bardolino
CB**



**Acacia
AR**



**Hêtre naturel Sorano
HS**




**Whitewood
WW**



**Noyer carini naturel
NC**




**Rouge cerise
RR**




**Orange de sienne
OS**



**Jaune tournesol
JL**




**Bleu cosmique
BO**



**Bleu glacier
BG**



**Vert kiwi
VK**



**Gris cubanite
GC**



**Beige
BE**




**Seringa
SE**



**Chromix argent
CA**




**Aubergine
AB**



**Blanc
BC**

**TEINTES MELAMINES
CHANTS SOUPLES
EP 25mm**



**Seringa
SE**



**Textile gris
TG**



**Hêtre naturel sorano
HS**

TEINTES EPOXY



Blanc coton*
BG



Muscade*
MU



Marron brun givré*
MG



Piment*
PI



Gris argile*
GA



Gris argent
GT



Anthracite janvier*
AJ



Gris martelé
GM



Vert granny
YY



Miel*
MI



Orange ral 2004*
OR



Cactus*
CT



Bleu acapulco*
BO



Violet purple*
VP




Carbone*
CA



Noir ral 9005*
NR


TEINTES EPOXY




Vert ral 6029*
VE




Bleu turquoise ral 5018*
VU




Bleu ciel ral 5015*
BI



Rouge ral 3000*
RG



Rouge ral 3020*
RE



Jaune ral 1023
JA

*Qualité polyester Architecture, ALESTA AP
Grâce à leurs excellentes performances
mécaniques ces peintures peuvent être utilisées
sur supports métalliques pour architecture
intérieure ou extérieure